



Key Stage 1 National Curriculum Assessments

A School Presentation to Parents

The Tests

[click to
see all
text](#)

During May, children will take assessments in:

- Reading;
- Maths.

[chapter
menu](#)

[next
page](#)

Reading

[click to
see all
text](#)

The Reading Test consists of two separate papers:

- Paper 1 – Contains a selection of texts totalling between 400 and 700 words with questions about the text.
- Paper 2 – Contains a reading booklet of a selection of passages totalling 800 to 1100 words. Children will write their answers to questions about the passage in a separate booklet.
- Each paper is worth 50% of the marks and should take approximately 30 minutes to complete, although the children are not being assessed at working at speed so will not be strictly timed.
- The texts will cover a range of poetry, fiction and non-fiction.
- Questions are designed to assess the comprehension and understanding of a child's reading.
- Some questions are multiple choice or selected response, others require short answers and some require an extended response or explanation.

[chapter
menu](#)

[next
page](#)

Spelling, Punctuation and Grammar

click to
see all
text

The test consists of two separate papers:

- Paper 1: spelling (20 marks).
- Paper 2: questions (20 marks).

chapter
menu

next
page

Mathematics

[click to
see all
text](#)

Children will sit two tests: Paper 1 and Paper 2:

- Paper 1 is for arithmetic, lasting approximately 25 minutes and worth 25 marks. It covers calculation methods for all operations.
- Paper 2 covers problem solving, reasoning and mathematical fluency, lasts for approximately 35 minutes and is worth 35 marks.
- Pupils will still require calculation skills and questions will be varied including multiple choice, matching, true/false, completing a chart or table or drawing a shape. Some questions will also require children to show or explain their working out.

[chapter
menu](#)

[next
page](#)

Sample Questions

Maths Paper 1: Arithmetic

15	$3 \times 3 =$ <input type="text"/>	<input type="radio"/>
16	$12 \div 2 =$ <input type="text"/>	<input type="radio"/>

Page 11 of 20

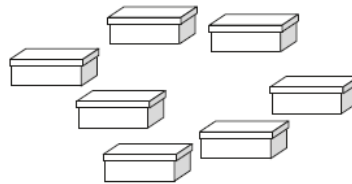
chapter
menu

next
page

Sample Questions

Maths Paper 2: Reasoning

7



Sita puts 2 shoes in each of these boxes.

How many shoes are there altogether?

shoes

8

Complete the table.

words	digits
thirty-eight	38
	40
ninety-four	

Page 07 of 28

chapter
menu

next
page

How to Help Your Child

[click to
see all
text](#)

- First and foremost, support and reassure your child that there is nothing to worry about and that they should always just try their best. Praise and encourage!
- Ensure your child has the best possible attendance at school.
- Reading, spelling and arithmetic (e.g. times tables) are always good to practise.
- Talk to your child about what they have learnt at school and what book(s) they are reading (the character, the plot, their opinion).
- Make sure your child has a good sleep and healthy breakfast every morning!

[chapter
menu](#)

[next
page](#)

How to Help Your Child with Reading

[click to
see all
text](#)

Listening to your child read can take many forms:

- First and foremost, focus developing an enjoyment and love of reading.
- Enjoy stories together – reading stories to your child is equally as important as listening to your child read.
- Read a little at a time but often, rather than rarely but for long periods of time!
- Talk about the story before, during and afterwards – discuss the plot, the characters, their feelings and actions, how it makes you feel, predict what will happen and encourage your child to have their own opinions.
- All reading is valuable – it doesn't have to be just stories. Reading can involve anything from fiction and non-fiction, poetry, newspapers, magazines, football programmes, TV guides.
- Visit the local library - it's free!

[chapter
menu](#)

[next
page](#)

How to Help Your Child with Writing

click to
see all
text

- Practise and learn weekly spelling lists – make it fun!
- Encourage opportunities for writing, such as letters to family or friends, shopping lists, notes or reminders, stories or poems.
- Write together – be a good role model for writing.
- Encourage use of a dictionary to check spelling.
- Allow your child to use a computer for word processing, which will allow for editing and correcting of errors without lots of crossing out.
- Remember that good readers become good writers! Identify good writing features when reading (e.g. vocabulary, sentence structure, punctuation).
- Show your appreciation: praise and encourage, even for small successes!

chapter
menu

next
page

How to Help Your Child with Maths

click to
see all
text

- Play times tables games.
- Play mental maths games including counting in different amounts, forwards and backwards.
- Encourage opportunities for telling the time.
- Encourage opportunities for counting coins and money e.g. finding amounts or calculating change when shopping.
- Look for numbers on street signs, car registrations and anywhere else.
- Look for examples of 2D and 3D shapes around the home.
- Identify, weigh or measure quantities and amounts in the kitchen or in recipes.
- Play games involving numbers or logic, such as dominoes, card games, draughts or chess.

chapter
menu

next
page

Practice at home

click to
see all
text

- <https://www.satspapers.org.uk/>



chapter
menu

next
page

Phonics Screening Check

This will take place in June.

Children who did not pass the phonics screening test in December will need to retake it.

It is an assessment of their ability to read words using phonics.


20 words are real words and 20 words are alien words.

The pass mark has been 32 for the last few years.


Phonics Screening Check

Section 1

sut



yad



Questions

If you have any questions, please ask me or your child's teacher.

