

A note to parents: Direct speech is punctuated with inverted commas which are sometimes called speech marks or quotation marks. They are placed around direct speech to show the reader what a person says. Inverted commas can be either: single ‘ ’ or double “ ”.


“What’s for lunch?” asked Sally.

The inverted commas are placed around the speech (including the punctuation) and are usually followed – or preceded by – a reporting clause. This is the part of the sentence that tells the reader who is speaking, such as **‘asked Sally’**.

# Comic Strip Speech

## Using Inverted Commas to Show Direct Speech

Look at the comic strip speech bubbles below. Change each speech bubble into a speech sentence with inverted commas. The first has been done for you.



**Hold on tight! I'll save you!**

The superhero flew through the air and shouted,  
"Hold on tight! I'll save you!"

**Hold on tight! I'll save you!  
I will protect the castle  
from the dragon!**

---

---

---

---



**I wonder how I solve this problem.**



---

---

---

---

**Take out your books and write the date please.**




---

---

---

---

**I wonder what treasures I'll find in the sunken ship?**




---

---

---

---



**It's safe to cross the road now.**

---

---

---

---

**Are you ready to order?**



---

---

---

---



**To be or not to be? That is the question.**

---

---

---

---